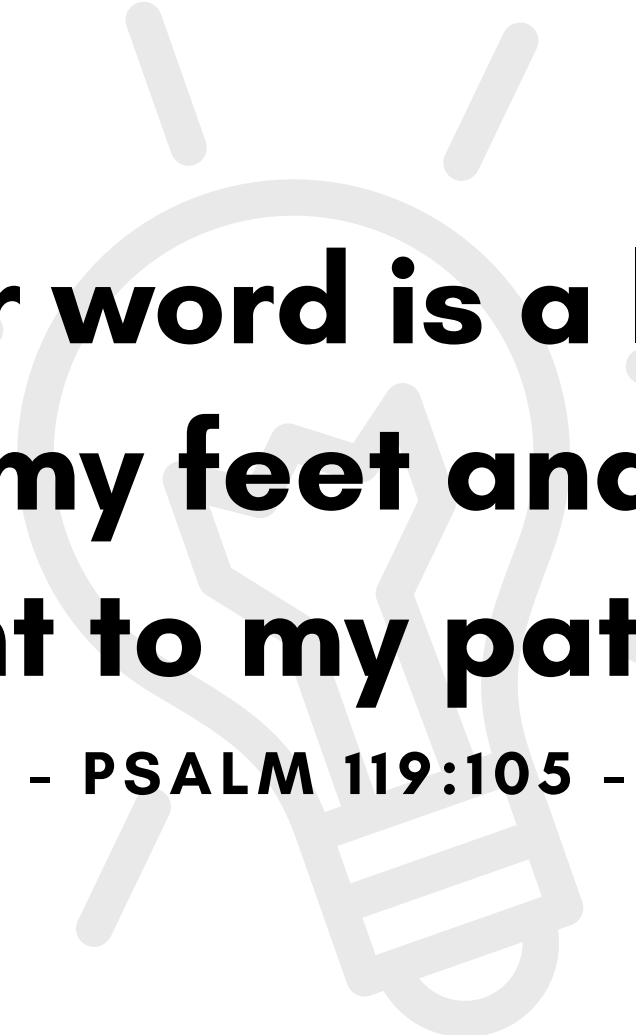




THE L.I.G.H.T. BIBLE STUDY METHOD

Anthony Scott Ingram



**"Your word is a lamp
to my feet and a
light to my path."**

- PSALM 119:105 -



WHAT IS THE L.I.G.H.T. BIBLE STUDY METHOD?

The L.I.G.H.T bible study method is simple tool designed to help you discover the light of God's Word through personal study, and to guide you as you walk in the ways of the Lord, seeking to grow in Christ-likeness.

The L.I.G.H.T. framework is developed from long-established Bible Study Methods, taught and used for centuries by Christians just like you to grow in their understanding of the Word of God. These are the basics of reading the scripture, digging out the writer's meaning and intentions, exploring the personal applications of the text, praying for God's grace to activate this truth in your life, and then sharing what you learn with others.

What is new is the L.I.G.H.T. acronym, which has been designed as a simple reminder of each step in the process as you move along. The steps will become easier and more intuitive after you use this model a few times.



HOW TO USE THE L.I.G.H.T. BIBLE STUDY METHOD


First and foremost, This tool is not designed to help you “read the Bible,” nor to simply understand what you have read. When used completely, the tool should lead to your personal growth as you obey the scriptures and seek to be come more like Christ.

KEEP TRACK OF YOUR PERSONAL HISTORY WITH THE LORD

Since long-term spiritual development is the goal of Bible study, I highly encourage you to get a notebook or journal to keep track of your personal Bible study. I discovered many years ago that there are great benefits to using a journal to record what I’m learning from scripture and what God is saying to me. However, the greatest reward I have found is having a record of my personal history with the Lord. It is a powerful thing to flip through all of my old journals and see what God was speaking to me and my commitments to Him throughout the various seasons of my life.

The lessons God will teach you today are meant to carry you throughout your life, and the Lord will build on them repeatedly as you grow. Let me encourage you in this. Though journaling may be a new practice for you and something you are uncomfortable with, at least commit to trying it.

Each of the letters in L.I.G.H.T. represents another step in the Bible study process. As such, you can simply label each new section of your daily study with the corresponding letter as you write. (See the examples at the end of each section.)



The “L” stands for **LOOK and LISTEN.**

In the first step of your Bible Study session, you will begin with a simple reading of the scripture.

- **Start by choosing the Bible passage or book you want to study.**

While any undertaking to study scripture will be beneficial, I highly recommend you study book-by-book rather than jumping around to various passages. If you are new to the Bible, a great place to start would be with the Book of Luke, followed by the Book of Acts (also written by Luke). Then begin to explore other books of the New Testament as the Lord leads you.

You might also decide to use a Bible reading plan that takes you through the Bible in a year or explores various themes of scripture, such as the life of Christ. Your Bible may already have a good reading plan in the back, or you can find many different reading plans online.

- **Read your passage for the day attentively, focusing on the words and context.**

You should not just passively read the scripture. The goal is to ensure you understand what it says. Pay attention to who is speaking and to whom they are speaking. How does this story or conversation fit in the broader context of the passage? What is the attitude or emphasis being made?

- **As you read, Look for any verse or word that is highlighted in your mind.**

As you notice keywords, themes, characters, and events taking place, see if there is anything in this passage that connects with other things God has spoken to you recently. Are there any words or phrases that stand out to you? Is there any part of the passage that “jumps out” as you read? That is likely the Holy Spirit illuminating the scripture to you. Take this as an opportunity to look deeper at that part, knowing that God is leading you.

- **Read the scripture out loud and Listen to how it sounds.**

Remember that in the early days of Christianity, most people could not read. They would gather together and hear the scriptures read out loud. Listen to the sound of the reading. Is it meant to be poetic? Is it authoritative or commanding? Is it storytelling, or is it teaching? As you listen, you want to pay attention to the emotions, tone, and style used in the writing.

- **You may want to read and re-read the passage a few times for clarity or insights.**

Trusting that God wants to show you something in the scripture, it is often beneficial to re-read the passage a few times and meditate on what He is highlighting and where He is leading you. If there is still anything you do not understand, then make a note of it before you move on to the next step.

LOOK & LISTEN: *My scripture reading for today is... 2 Timothy 3:16-17*

"All Scripture is breathed out by God and profitable for teaching, for reproof, for correction, and for training in righteousness, that the man of God may be complete, equipped for every good work."



The “I” stands for **INVESTIGATE** and **INTERPRET.**

In the second step of your Bible Study session, you will move from reading the scripture to actually studying the scripture.

- **Investigate what the text is saying by asking some general questions.**

For the beginner, some basic questions you might ask are, “What does this scripture say about God?” “What does it say about mankind?” “About sin?” “About Jesus?” “About God’s plan of salvation?” “About the Holy Spirit?”

By asking these types of questions repeatedly about every passage you study, the whole narrative of scripture will begin to make sense to you. As you see the same themes arising in every passage you study, you will begin to understand the whole of scripture as one big story, pointing us to Jesus.

- **Utilize Bible Study tools to help you Interpret the things you don’t understand.**

From time to time, you will encounter a word that you don’t know. Don’t just move past it. Take time to look it up in a dictionary. When there is something in the passage that you are unfamiliar with or that the Holy Spirit highlights in your reading take time to study a little deeper, utilizing other Bible Study tools, such as commentaries or lexicons.

Many free tools are available online, such as BibleGateway.com or the free resources available through logos.com. You may choose to invest money to build your own Bible study resource library, but doing so is not mandatory. The amount of free resources available is fantastic if you look for them.

- **As you study, remember that “context is king.”**

Seek to understand the author’s intended meaning and message. We cannot remove a scripture from its context and use it to say something other than what the author meant for it to say. That kind of misuse of scripture has led to many moral failures and heretical teachings throughout the history of the church.

Suppose the author’s intention and meaning differ from what you have heard or previously thought it meant. In that case, you must throw out those presuppositions and accept the original intended meaning alone. We cannot attach our own desired meanings to the scriptures or allow our personal interpretation and thoughts to overthrow the author’s intent.

INVESTIGATE & INTERPRET: *What does it say about God? Mankind? Sin? Jesus? Salvation? Holy Spirit?*

- God is the one who spoke the scriptures into existence.
- Scripture is given to mankind by God to help them grow to become what He desires them to be.
- Man needs to be taught the ways of God and should adjust or “correct” our ways of living accordingly.
- To be a “man of God” requires more than just salvation, but we should be “trained in righteousness.”
- I looked up “righteousness” in some dictionaries. It means that after we have been set free from sin by Jesus, we become like Jesus and live an upright lifestyle before God.
- As we submit to God’s Word, and conform to His ways, He will use it to equip us to do good works toward others.
- I note the shared theme of “good works” in Ephesians 2:10.



The “G” stands for GRASP and GROW.

In the third step of your Bible Study session, you will move from studying the scripture’s meaning to a time of personal reflection and application.

- **Meditate on the passage and what you now understand it to mean.**

You will now move from a focus on understanding to begin to allow the Holy Spirit to speak to your heart and transform your thinking. Begin to reflect on the personal relevance of the passage in your own life.

- **As your mind has understood the scriptures meaning in general, now let your heart begin to Grasp it in a personal way.**

What are the principles and lessons in this scripture that are immediately applicable in your own life? In what areas do you feel like the Holy Spirit is showing you that you need to grow? In what ways do you need to repent and change the way you’re thinking or living?

- **Write out some practical steps you will take to Grow.**


Write down some personal commitments you feel the Lord is prompting you to make that will help you apply the truth of this scripture to your life. Some days, these will be significant changes you need to make, especially early on in your Christian life. However, as you grow in the Lord, most of these will not always be major changes but rather small things that the Lord wants to work on, to continue making you like Christ.

- **Remember that the ultimate goal of Bible study is to become like Jesus.**

As you commit yourself to grow through Bible study, remember that the end goal is that you would look like Christ. Don't make cheap commitments because they are easy or feel good. Don't look for opportunities to become your "best self" or for things to empower your "personal success" in life. Those things come from pride. Instead, seek the things the Holy Spirit is guiding you toward, even if they are difficult, because they will make you more like Him.

GRASP & GROW: *Some practical steps I can take to apply this truth to my own life are...*

- I will commit to studying the Bible daily; not just reading it, but to apply it, because it is God's gift to make me like Christ.
- I will get an accountability partner to check-in and encourage me, and with whom I can share the things I am learning.
- I will find one area in my personal life, each week, that doesn't match with God's ways, and take practical steps to change it.
- I will use my L.I.G.H.T. Journal to track my progress.



The “H” stands for HEAR and HEED.

In the fourth step of your Bible Study session, you will begin to take your commitments before the Lord and allow Him to speak to you personally.

- **Pray and offer your commitments up to the Lord, and ask Him to give you the grace to follow through.**

Our commitments to the Lord are good, but righteousness is not formed in us by personal strength and resolve. It takes the empowerment of the Holy Spirit to be transformed into the image of Christ. Take some time to talk to Him about your commitments in the last step, and then wait for Him to speak to you.

- **As the Lord speaks, write down what you Hear.**

I have long said that the secret to living a successful Christian life is to “listen to God and do what He says.” The first step in listening to God is by engaging with the written Word, which you have now done. However, Jesus also said, “My sheep hear My voice” (John 10:27), leading to personal intimacy with Himself. Now that you have “heard” through the written word take time to “hear” what the Spirit is speaking to your soul.

Make sure you write down what you are hearing and ensure it aligns with scripture and truly comes from the Lord. We must not allow a fleshly desire to make its way onto the paper. If you are unsure if you are hearing the Lord speaking, you can take the things you've written to your pastor or other spiritual mentor and allow them to help you grow in discernment.

- **As you go through your day, make sure you Heed what the Lord has shown you.**

When the Lord spoke to Mary through an angel, the Bible says she “treasured up all these things, pondering them in her heart” (Luke 2:19). As you have now heard the Lord speaking through the Word and Spirit, make sure you also treasure them and ponder them as you move throughout your day. As we “heed” the word in our daily lives, our ongoing transformation will become evident. As the Lord speaks, evaluate your attitudes, beliefs, and behaviors in light of His leading, and be willing to make necessary changes and align your life to the things He has shown you.

HEAR & HEED: *As I listen to the Holy Spirit speak to me about my application plan, I hear Him saying...*

"My child, I Am proud that you want to submit yourself more deeply to My Word. As you do, you can trust that I will be with you, to guide you through every page. Don't just look with your earthly eyes and human wisdom, but expect to encounter Me in every verse you read. I gave you My Word to reveal Myself to you and to lead you to become like Me.

Do not get discouraged when ^{Text} some things don't make sense to you. I have given you others who can help you learn when deep questions arise — your pastor, your cell group leader, and even the person who told you about Me at first.

Be bold in reading My Word. Be committed to the changes the scriptures lead you to make. And do not be afraid to share with others what you learn from Me. I Am with you!"



The “T” stands for TEACH and TESTIFY.

The final step of your Bible Study session is to think about others who need to hear what you have just learned from the Word.

- **Think about who in your immediate circle of relationships you need to Teach this lesson to.**

As the Body of Christ, we are to be growing and helping others to grow. Ask the Lord to impress someone on your heart with whom He would have you share this lesson from the scriptures. You do not have to be a Bible scholar to share the lessons God teaches you and help others draw close to Him. You only have to be obedient when He asks you to do so.

- **Look for opportunities to Testify to others about what God is doing in your life.**

God intends the transformation He brings to your life to be a testimony for others as to what He can do in their lives as well. It is not pride to share what the Lord is doing. It is, instead, a public form of praise for His goodness and an invitation for others to seek Him in their own lives, too.

Seek opportunities to share personal testimonies of how God's Word has impacted various areas of your life, and watch how that will open doors for you to minister to others and teach them the scriptural truths you have learned.

- **Set a deadline to hold yourself accountable to share with someone.**

When you commit to teach and testify to others what you have just learned, set a timeframe for sharing with them. Ask God for the boldness to fulfill your commitment. Then, after you have shared with them, record that you have done so. This will help you hold yourself accountable and remember what God is doing in and through you over time.

TEACH & TESTIFY: *I will teach these lessons to... I will testify that... I will share with them by (day)...*

I will teach these verses and lessons to my children – Marley, Harper and Liam – to whom this journal is dedicated. I will testify to them that I am the man I am today, only by the grace of God, and a commitment I made to live according to the Word of God. I will share this with each of them on the day they are saved, and I have the privilege to help them learn to know the Bible and the Spirit more deeply for themselves.



ITS TIME TO GET STARTED!

You will see one example of using the L.I.G.H.T. Bible study method on the following page. It will give an idea of how to lead your own study if you are new to this, but do not be limited by my example. As your relationship with the Lord grows and develops, use this method as the Lord leads you, to continue to grow in the Lord.

If you need more clarity on how to use the L.I.G.H.T. Bible Study framework, you can find more resources at ***AnthonyIngram.com/LIGHT***. Now, find a quiet place to be with the Lord, open your Bible, and get started...

God bless you in this pursuit!

Anthony S. Ingram
August 30, 2023

Copyright © 2023 by Anthony Ingram
www.AnthonyIngram.com

All rights reserved. No part of this book may be reproduced in any manner whatsoever without written permission except in the case of brief quotations embodied in critical articles and reviews.

Unless otherwise indicates, all Scripture quotations are from The ESV® Bible (The Holy Bible, English Standard Version®), copyright © 2001 by Crossway, a publishing ministry of Good News Publishers. Used by permission. All rights reserved.